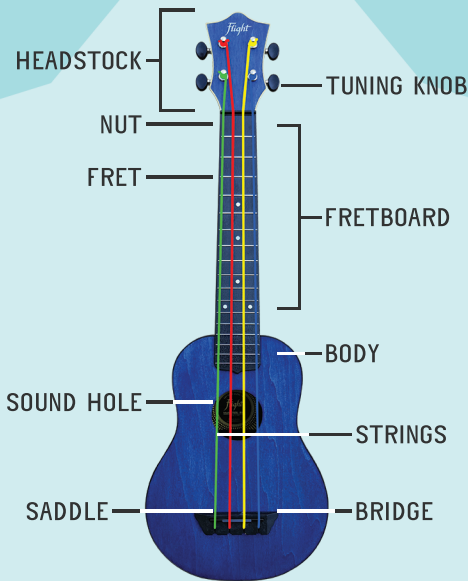



Flight

FLIGHT KIDZ

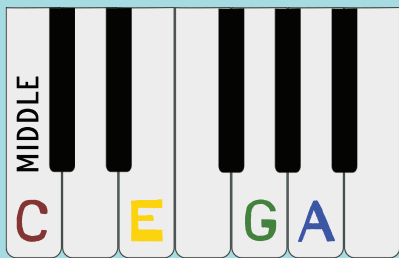


FLIGHT UKULELE

WWW.FLIGHTMUSIC.COM



G C E A



HOW TO HOLD THE UKULELE

- Hold the ukulele next to your body.
- The sound hole should face away from you, and point away from your body.
- The neck should be at the 10 o'clock position.
- If you turn the ukulele to look at your finger positioning, make sure to put it back before strumming.
- Try to avoid wrapping your thumb over the top of the neck of the ukulele, as this will restrict your ability to move fluidly.
- Use your fingertips when making chord shapes.
- Your wrist should generally stay in line with your arm while making chords.
- Don't press too hard; only press hard enough to get a clear sound out of a fretted string.
- Your fingers will hurt when learning how to play, take breaks often!



HOW TO STRUM THE UKULELE

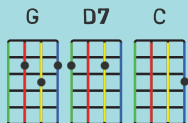


- Strum the ukulele where the body of the ukulele meets the neck.
- While you can use different fingers to strum, the traditional method uses the index finger alone.
- Strumming action should mainly come from the wrist, rather than the movement of the arm.
- Strumming always involves an up and down motion, whether you hit the strings or not!

Here are four strumming patterns that are used by many ukulele players:



HAPPY BIRTHDAY



G D7
Happy birthday to you

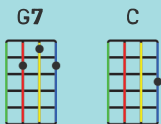
G
Happy birthday to you

C
Happy birthday, dear _____

G D7 G
Happy birthday to you



FRÈRE JACQUES



C
Frère Jacques, Frère Jacques

Dormez-vous? Dormez-vous?
C G7 C

Sonnez les matines!
G7 C

Sonnez les matines!
G7 C

Ding, dang, dong
G7 C

Ding, dang, dong



ROW, ROW, ROW YOUR BOAT

C



G7



C

Row, row, row your boat

Gently down the stream

Merrily merrily, merrily, merrily

G7 C

Life is but a dream



TWINKLE, TWINKLE, LITTLE STAR

G7

F

C



C

F

C

Twinkle, twinkle, little star,

F C G7 C

How I wonder what you are!

C F C G7

Up above the world so high,

C F C G7

Like a diamond in the sky.

C F C

Twinkle, twinkle, little star,

F C G7 C

How I wonder what you are!



ABOUT FLIGHT UKULELE

Based in the European country of Slovenia, Flight Ukulele began selling ukuleles locally in 2010. Today, Flight is a ukulele brand that is recognized throughout the world with an active online community. The mission and passion of Flight Ukulele is to offer affordable, attractive, and high quality instruments and accessories for players at all levels of skill and ability. We believe that music makes this world a better place, and it brings us great joy to know that our instruments are playing a role in that effort. Thank you for including us in your musical journey!

ABOUT THE FLIGHT KIDZ UKULELE

The Flight KIDZ Ukulele features Flight's acclaimed travel ukulele in its long-neck concert scale version, outfitted with Aquila Kids Strings. The Flight KIDZ Ukulele features an ABS body, neck, and fretboard, which means that it is ideal for most school environments. The ukulele offers a fantastic playing experience with a great set up and no risk of sharp fret ends due to low humidity. The soprano body of the ukulele is easy to hold while the concert neck offers a slight amount of additional room on the fretboard, making it an ideal instrument for beginning players of all ages. The soundboard of the ukulele is made of laminate linden wood, making it loud and punchy without sounding like a plastic ukulele. The Flight KIDZ Ukulele also includes front and side position markers, a zero fret for good intonation, a slotted bridge that makes string changes quick and easy, and open geared tuners that make it easy to tune. The Aquila Kids Strings on the ukulele were developed to help teachers teach and students learn how to play the ukulele. As an added bonus, each Flight KIDZ Ukulele includes a spare set of strings and light gig bag. When all of these features are combined with its affordable price, the Flight KIDZ Ukulele is the ideal ukulele for educational settings.



FLIGHT UKULELE

WWW.FLIGHTMUSIC.COM